








## TECHNICAL INFORMATION

FOR PROFESSIONAL USE ONLY

<p><b>ATLANTIC</b> POLYESTER PUTTY</p>	
<p><b>PRODUCTS</b></p>	
<p>ATLANTIC – very light filling polyester putty Hardener for polyester putty</p>	<p><b>COLOUR:</b> mustard</p>
<p><b>PRODUCT DESCRIPTION</b></p>	<p><b>GLOSS GRADE:</b> matt</p>
<p>High quality lightweight polyester putty for automotive repair:</p> <ul style="list-style-type: none"> <li>• Loose and homogeneous texture.</li> <li>• Very low density.</li> <li>• Extremely easy to mix and apply.</li> <li>• Exceptional sanding properties.</li> </ul>	<p><b>DENSITY:</b> 1,09(+/- 0,03) kg/l</p>

<p><b>VOLATILE ORGANIC COMPOUNDS</b></p>	
<p>VOC for the mixture = 40 [g/l]</p>	
<p>This product meets the EU directive (2004/42/EC/II B) that sets the VOC value for its category (b), at 250 g/l.</p>	
<p><b>SURFACE PREPARATION</b></p>	
<p>The product has very good adhesion to various surfaces. It can be applied over:</p> <ul style="list-style-type: none"> <li>• Bare steel and aluminum after flattening and degreasing.</li> <li>• Zinc coated steel after flattening and degreasing.</li> <li>• Sanded glass fibre (GFK/GRP), polyester putties, acrylic and epoxy primers and existing coatings in good condition.</li> </ul>	<p><b>Caution:</b> Do not apply the putty directly on the reactive primers, 1K acrylic and nitrocellulose products.</p>

APPLICATION PROCESS			
	<p><b>USE</b></p> <p>Very lightweight polyester putty for car body repairs.</p>		<p><b>NUMBER OF LAYERS</b></p> <p>Putty can be applied in several thin coats. After each of them the product should be cured. Do not exceed the thickness of 3 mm. <b>Pot life</b> is 6÷7 minutes at 20°C.</p>
	<p><b>MIXING RATIO</b> by weight</p> <p>Putty 100 parts Hardener 2 parts</p> <p>Stir thoroughly until achieving homogenous paste. Be careful not to create air inclusions.</p>		<p><b>HARDENING TIME</b></p> <p>25÷35 minutes at 20°C. Temperature below 20°C significantly increases the hardening time.</p>
	<p><b>SANDING</b></p> <p>Coarse sanding (dry): P100÷P180. Finishing sanding (dry): P180÷P280.</p>		<p><b>IR DRYING</b></p> <p>5÷7 minutes of short waves, depending on the layer thickness and the type of radiator. Do not exceed 60°C. Use as recommended by the equipment manufacturer. Wait about 5 minutes before starting the heater drying.</p>

<p><b>FURTHER WORK</b></p>
<p>Polyester putties can be over coated with:</p> <ul style="list-style-type: none"> <li>• 2K polyester putties.</li> <li>• 2K polyester spray fillers.</li> <li>• 2K acrylic primers.</li> <li>• 2K epoxy primers.</li> </ul>

<p><b>GENERAL NOTES</b></p>
<ul style="list-style-type: none"> <li>• Excessive amount of hardener will cause problems with bleaching of the topcoat!</li> <li>• When working with 2K products, it is recommended to use personal protection equipment. Protect the eyes and respiratory system.</li> <li>• The rooms should be well ventilated.</li> <li>• Clean the guns and equipment immediately after use.</li> </ul>
<p><b>Caution:</b> To maintain safety, always follow the instructions given in the MSDS for the products.</p>

**STORAGE**

Store the product components between 15 to 25°C in a sealed container, in dry and cool places, away from fire and heat sources, as well as direct sunlight.

**Note:**

1. Close the containers immediately after application.
2. Protect the hardener from overheating!

**WARRANTY PERIOD**

ATLANTIC HV Polyester putty	– 12 months from the date of production
Hardener for polyester putty	– 18 months from the date of production

**PRODUCT****ART. No.**

ATLANTIC Polyester putty	8531; 15330 (1000ml; 3l)
Hardener for polyester putty	

**LIMITATION OF LIABILITY**

The information contained in the TDS is up-to-date and correct on the day the information is released.

Because TROTON can not control or predict the conditions under which a product will be used, each user should review information in the specific context of the intended usage. To the maximum extent permitted by applicable law, TROTON shall not be liable for damages of any kind arising from the use or reliance on information contained in this TDS.

Given the variety of factors that can affect the usage and application of the TROTON product, some of which are only within the user's knowledge and control range, it is essential that the user evaluate the TROTON product to determine if the product is fit for a particular purpose and whether the product is suitable for the user's usage.

Under no circumstances shall TROTON be liable to the user or any third party for any indirect, derivative, incidental, special or punitive damages, including loss of profits resulting from the use of products manufactured by TROTON and / or TROTON's services.

All information are based upon the precise laboratory studies and many years of experience. The good market position does not release us from the constant supervision of our products quality. However, we are not responsible for the final effects of the improper storage or application of our products, as well as for work inconsistent with the good craft practice.

TROTON Sp. z o.o.  
Ząbrowo, Poland.